







April showers have again brought May flowers and a fresh Spring landscape. Also in May, HTS will launch a fresh *New Menu Look*. We look forward to making the following features available with that Release.

## **Hi-One** New Menu Arrangements

We have rearranged menus according to workflow and the type of program. For example, under **Clinical: Nursing Care**, select **Admission Procedures** to access all the programs used to create records for a new resident.

|                          |                        |
|--------------------------|------------------------|
| ⇒ Admission Procedures   | Edit Face Sheet        |
| Documentation            | Print Face Sheet       |
| MDS / Care Plans         | View Face Sheet        |
| Case Mix                 | Stay Tables            |
| QI / QA / Survey Reports | Communication Log      |
| Reporting                | Edit Orders            |
| Libraries                | Print Orders           |
| File Utilities           | MARs / TARs            |
|                          | Flow Sheets and Kardex |

## **Hi-Two** Short-cut Icons on All Menus

|   |                |
|---|----------------|
|    | Search Menus   |
|    | User Manual    |
|    | Update Memos   |
|    | E-Mail Support |
|   | Go To Assist   |
|  | HTS Only       |

[www.Hi-TechSoftware.com](http://www.Hi-TechSoftware.com)

Icons displayed on all menus will provide access to E-Mail Support, GoToAssist™ and the HTS website. If you can not find the program you want to use, click **Search Menus** to find the new location.

## **Hi-Three** New Applications and Programs Added

- Use the **Resident Referral System** to focus your marketing efforts and increase your census with residents that you can serve best. Users' Instructions will be included with the new application.
- Resident Accounting: View **Cash Receipts Aging** on screen.
- Accounts Payable: Print **Demand Checks**.
- Clinical: Record residents' **Inoculations**.

## **Hi-Four** View all HTS Applications and Restricted Options

Does your facility use *all* the applications available from Hi-Tech?  
Does security restrict user access to some applications or programs?  
To let you know about *everything* we offer, with the New Menus:

- When you click on the Hi-Tech icon to launch the System, the Master Menu will display *all* applications available from HTS.
- After you enter your User ID and Password, the Master Menu will redisplay just the applications used by your facility and to which you have access. When you select an application, the menu will display all choices. If you do not have access to a choice, it will be displayed in an *italic, non-bold* font.

|                          |
|--------------------------|
| ⇒ Admission Procedures   |
| Receipts / Charges/ Adj. |
| Reporting                |
| Billing                  |
| <i>End of Month</i>      |
| Libraries                |
| <i>File Utilities</i>    |

## **Hi-Five** Maintain Just One Release Number

To make it much easier to keep all your applications up to date, HTS will now issue just *one* update for all applications, and use *one* Release number instead of a different release number for each application.

View the **January**, **February** and **March 2008 Hi-Tech  Hi-Fives** at [www.hi-techsoftware.com](http://www.hi-techsoftware.com).  
Send your own Hi-Fives to [marti@hi-techsoftware.com](mailto:marti@hi-techsoftware.com)