


Did you know that you can use the **Clinical Records System** to track the incidence of the H1N1 virus if it occurs in your facility? This **Hi-Five** tells you how.



First, download Patches from the HTS website to have full use of the processes described below. Please see the person in your facility responsible for downloading Hi-Tech updates.

Hi-One Add H1N1 Events to the Library




Edit Activity / Event Library	
Activity / Event ID	<input type="text" value="500"/> 
Description	<input type="text" value="H1N1 Signs/Symptoms"/>
Alpha Code	<input type="text" value="H1N1"/>

Select **Libraries > Documentation > Activities / Events Library**. Create the H1N1 events that you want to track. For our examples below, we created two events:

- 500 H1N1 Signs/Symptoms
- 501 H1N1 Culture Swab



Hi-Two Record Incidence of H1N1 Events

Select **Documentation > Activities / Events > Edit by Resident**. Select the resident, the Event ID and provide Comments related to the event.


Edit Activity/Event Detail by Resident	
Resident ID	<input type="text" value="1476"/>  AKERS HENRY
Date	<input type="text" value="05/04/2009"/>
Time	<input type="text" value="11:06"/>
Activity/Event ID	<input type="text" value="0500"/>  H1N1 Signs/Symptoms
Length	<input type="text" value="00:00"/>
Instructor	<input type="text" value="Nurse"/>
	<input checked="" type="checkbox"/> Participated
Add Note	Comments <input type="text" value="coughing, fever"/>
	 <input type="text" value="see Nursing Notes"/>

To record additional information, click **Add Note** button to access **Edit Secure Notes**.

IMPORTANT: Once you record a Secure Note, it cannot be changed. You can inactivate it through **Documentation > Notes > Inactivate Secure Notes**.

Edit Resident Secure Notes	
Resident ID	<input type="text" value="1476"/>  HENRY AKERS
Discipline	<input type="text" value="N"/>  NURSING
Date	<input type="text" value="05/04/2009"/> Time <input type="text" value="13:23:25"/> User <input type="text" value="HTS*"/>
Insert Ref	<input type="text" value="On 5/1/09 Henry was visited by daughter (Susan) who recently returned from vacation in Mexico. She does not exhibit symptoms, but will do a culture swab on Henry."/>


Hi-Three Record Lab Results

Activity/Event ID  H1N1 culture swab

Length

Instructor

Participated

Comments 

Previous Detail as of

	Date	ID	Time	Description
<input checked="" type="checkbox"/>	05/04/2009	0501	11:34	H1N1 culture swab
<input type="checkbox"/>	05/04/2009	0500	11:06	H1N1 Signs/Symptoms

In this example, we recorded the second H1N1 event for Henry Akers—an H1N1 culture swab.

Later, we recorded the results under **Comments**.

Hi-Four Print and Review H1N1 Records

Select **Print Activity / Event Report** for the H1N1 events that you have recorded.

ID	NAME	DATE	TIME	LNTH	ACTIVITY
1132	ADAMS HANNAH	05/04/2009	10:01	00:00	0500 H1N1 Signs/Symptoms
	cough, sore throat, vomiting		See Nurses Notes		
1132	ADAMS HANNAH	05/04/2009	10:16	00:00	0501 H1N1 culture swab
	swab was negative				
1314	ALLEN IRENE	05/04/2009	10:01	00:00	0500 H1N1 Signs/Symptoms
	temp 102.8, complains of achiness		See Nurses Notes		
1476	AKERS HENRY	05/04/2009	11:06	00:00	0500 H1N1 Signs/Symptoms
	coughing, fever		see Nursing Notes		
1476	AKERS HENRY	05/04/2009	11:34	00:00	0501 H1N1 culture swab
	swab was negative				

Hi-Five Track Inoculations

- Edit Detail by Resident
- Edit Detail by Inoculation
- Print Inoculation Report

When the H1N1 vaccine becomes available, you can build an Inoculation record through **Libraries > Documentation > Inoculation Library**, and then record the vaccine administration through **Documentation > Inoculations**.

Send your Hi-Five suggestions to marti@hi-techsoftware.com